

Mermin–Wagner fluctuations in 2D amorphous solids

Bernd Illing^a, Sebastian Fritschi^a, Herbert Kaiser^a, Christian L. Klix^a, Georg Maret^a, and Peter Keim^{a,1}

^aDepartment of Physics, University of Konstanz, Konstanz 78464, Germany

Edited by Giorgio Parisi, University of Rome, Rome, Italy, and approved December 19, 2016 (received for review August 4, 2016)

In a recent commentary, J. M. Kosterlitz described how D. Thouless and he got motivated to investigate melting and suprafluidity in two dimensions [Kosterlitz JM (2016) *J Phys Condens Matter* 28:481001]. It was due to the lack of broken translational symmetry in two dimensions—doubting the existence of 2D crystals—and the first computer simulations foretelling 2D crystals (at least in tiny systems). The lack of broken symmetries proposed by D. Mermin and H. Wagner is caused by long wavelength density fluctuations. Those fluctuations do not only have structural impact, but additionally a dynamical one: They cause the Lindemann criterion to fail in 2D in the sense that the mean squared displacement of atoms is not limited. Comparing experimental data from 3D and 2D amorphous solids with 2D crystals, we disentangle Mermin–Wagner fluctuations from glassy structural relaxations. Furthermore, we demonstrate with computer simulations the logarithmic increase of displacements with system size: Periodicity is not a requirement for Mermin–Wagner fluctuations, which conserve the homogeneity of space on long scales.

Mermin–Wagner fluctuations | 2D ensembles | glass transition | phase transition | confined geometry

For structural phase transitions, it is well known that the microscopic mechanisms breaking symmetry are not the same in two and in three dimensions. Whereas 3D systems typically show first-order transitions with phase equilibrium and latent heat, 2D crystals melt via two steps with an intermediate hexatic phase. Unlike in 3D, translational and orientational symmetry are not broken at the same temperature in 2D. The scenario is described within the Kosterlitz, Thouless, Halperin, Nelson, Young (KTHNY) theory (1–5), which was confirmed (e.g., in colloidal monolayers) (6, 7). However, for the glass transition, it is usually assumed that dimensionality does not play a role for the characteristics of the transition, and 2D and 3D systems are frequently used synonymously (8–12), whereas differences between the 2D and 3D glass transition are reported in ref. 13.

In the present work, we compare data from colloidal crystals and glasses and show that Mermin–Wagner fluctuations, well known from 2D crystals, are also present in amorphous solids (14, 15). Mermin–Wagner fluctuations are usually discussed in the framework of long-range order (magnetic or structural). However, in the context of 2D crystals, they have also had an impact on dynamic quantities like mean squared displacements (MSDs). Long before 2D melting scenarios were discussed, there was an intense debate as to whether crystals and perfect long-range order (including magnetic order) can exist in 1D or 2D at all (16–19). A beautiful heuristic argument was given by Peierls (17): Consider a 1D chain of particles with nearest neighbor interaction. The relative distance fluctuation between particle n and particle $n + 1$ at finite temperature may be ξ . Similar is the fluctuation between particle $n + 1$ and $n + 2$. The relative fluctuation between second nearest neighbors, namely, particle n and $n + 2$, is then $\sqrt{2} \cdot \xi$ because they add up statistically independently. Thus, the amplitude of the fluctuations grows with $\sqrt{N} \cdot \xi$ if N counts the number of particles in the chain. Periodicity cannot exist at large scales in 1D crystals. To cover 3D space, one has to investigate three linear independent directions. Within a cube, for instance, there are six ways to get along the space diagonal, say, from the lower left front corner to the upper right back

corner (Fig. 1). It follows that in 3D, the fluctuations cannot add up independently, and the amplitude of the fluctuations stays finite being of the order of ξ . In 2D, one can show that fluctuations add up logarithmically at finite temperatures. Translational correlation functions decay algebraically, whereas, and this is important to note, orientational order is not affected (14, 15, 17, 20, 21).

What is the impact of Mermin–Wagner fluctuations? They are long(est) wavelength density fluctuations, and, mapping locally a perfect mathematical 2D lattice with commensurable density and orientation, one finds the displacement of particles to diverge. It is shown analytically that this displacement from perfect lattice sites increases in two dimensions logarithmically with distance (15, 20). Having a closer look at the arguments given in ref. 17, one finds that periodicity is not a requirement for those fluctuations. They will also be present in other 2D (and 1D) systems like quasicrystals or amorphous structures, provided the fact that nearest-neighbor distances have low variance (unlike, e.g., in a gas). D. Cassi, F. Merkl, and H. Wagner (22–24) mapped the absence of spontaneously broken symmetries to the recurrence probability of random walks. In this work, it is proven that spontaneous magnetization on amorphous or fractal networks cannot occur in $d \leq 2$. The dualism with random walks shows that Mermin–Wagner fluctuations are time-dependent for nonzero temperatures. In 2D crystals, Mermin–Wagner fluctuations cause translational correlation functions to decay algebraically (3). With respect to dynamic measures, they cause the MSD to diverge and the standard Lindemann parameter to fail. The impact on the dynamics is independent of periodicity and should be found in quasicrystals and amorphous solids, too (25). By using local coordinates as introduced by Bedanov et al. and Lozovik and Farztdinov (26, 27), namely, subtracting the trajectories of the nearest neighbors, the so-called reduced

Significance

Reducing dimensionality often entails striking new physics, as, e.g., the Quantum Hall effect in 2D electron systems or the different recurrence probabilities of random walks in various dimensions. In addition, phase transitions in 2D and 3D differ significantly: Long before graphene came into focus, theories for melting of 2D crystals were developed and probed with colloidal monolayers. In 2D, the crystalline and fluid phase is separated by a so-called hexatic phase, unknown in 3D. Furthermore, 2D crystals exhibit instabilities on large length scales. Here, we show that those instabilities also exist in 2D amorphous solids, but do not melt them—a topic that emerged only recently, 50 y after the prediction in 2D crystals by D. Mermin and H. Wagner.

Author contributions: P.K. designed research; B.I., S.F., H.K., C.L.K., and P.K. performed research; G.M. monitored research; B.I., S.F., and H.K. analyzed data; and P.K. wrote the paper.

The authors declare no conflict of interest.

This article is a PNAS Direct Submission.

Freely available online through the PNAS open access option.

¹To whom correspondence should be addressed. Email: Peter.Keim@uni-konstanz.de.

This article contains supporting information online at www.pnas.org/lookup/suppl/doi:10.1073/pnas.1612964114/-DCSupplemental.

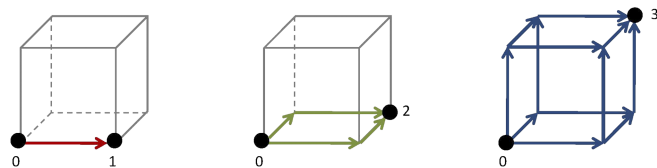


Fig. 1. Counting the path to cover space in various dimensions. In 1D, fluctuations can add up independently on an axis along 0 to 1, whereas in 3D they have to be correlated along the six different ways from 0 to 3 and stay finite. In 2D, fluctuations add up logarithmically.

or local MSD stays finite in a 2D crystal, but still diverges in the fluid. This defines a dynamic Lindemann criterion in 2D (28), which is a maximal threshold for the local displacements in a solid. In the language of glass theory, the nearest neighbors are given by the cage, and the “cage-relative MSD” (CR-MSD) was shown to have much more contrast [e.g., for dynamical heterogeneities in a 2D glass former compared with standard MSD (29, 30)].

We do not intend to enter the discussion about an “ideal” vs. “quasi-ideal” glass transition in the sense of infinite or just extremely large viscosities. Because infinite timescales are required to measure infinite viscosities, this is a purely academic discussion, and no experiment (or simulation) will prove this strictly. With respect to Mermin–Wagner fluctuations, we can state that it will depend on the way we measure: As in crystals, the viscosity will always be finite on arbitrary large length scales. On a local scale, Mermin–Wagner fluctuations do not change the cage-escape process, and thus the microscopic mechanism of 2D and 3D glass transitions are not necessarily different. Recent work by Vivek et al. using cage-relative intermediate scattering functions support this idea (31), and computer simulations by Shiba et al. independently found similar results (32).

Fig. 2 shows MSDs, where the sum runs over all particles N and the brackets additionally denote an average about starting times τ

$$\langle r^2(t) \rangle = \frac{1}{N} \sum_{j=1}^N [\bar{r}_j(t + \tau) - \bar{r}_j(\tau)]^2 \quad [1]$$

and CR-MSDs

$$\langle r^2(t) \rangle^{\text{CR}} = \frac{1}{N} \sum_{j=1}^N [(\bar{r}_j(t + \tau) - \bar{r}_j(\tau)) - \frac{1}{N_j} \sum_{i=1}^{N_j} (\bar{r}_i(t + \tau) - \bar{r}_i(\tau))]^2 \quad [2]$$

for crystals and amorphous solids at various temperatures. The second sum in Eq. 2 is the center of mass of the cage given by the N_j nearest neighbors of particle j determined by Voronoi–Tessellation. Fig. 2, *Left* shows the standard MSD as a function of time in red for a fluid system (red triangles) and two crystalline samples (red squares and circles). In a 2D crystal, the MSD is not confined. This indicates the failure of the Lindemann criterion in 2D. By using cage-relative coordinates (blue curves), the fluid data still diverge (blue triangles), but the CR-MSD from solid samples are confined (blue squares and triangles). The dashed line shows the critical value given by the dynamic Lindemann criterion (which is $\gamma_L = 0,033$ for the given system). Below this value, the system is a crystal (28, 33). Because grain boundaries, which emerge for finite cooling rates during preparation of the sample (34), might cause some plasticity, they are excluded in

the analysis.* This is done by analyzing only particles that have a crystalline environment (six nearest neighbors) for the time of investigation. Fig. 2, *Center* shows the same analysis for a glass-forming system. The MSD of the fluid sample is labeled with red triangles; the transparent squares label a sample that is glassy but very close to the transition temperature; and the circles and diamonds represent amorphous solids (35, 36). Focusing on the CR-MSDs (blue curves), one finds that the amplitude of the local displacements is lower, but even for the deepest supercooled amorphous solid (blue diamond), there is an upturn for long times. Whereas for the CR-MSD (blue curves), long wavelength phonons are shortcut and thus invisible, the structural relaxation, which typically appears for glasses, is still visible. The so-called α -process, which is usually attributed to particles escaping their cage given by nearest neighbors, is detectable in glass, but not in the crystal. Note that the upturn in MSD (red) appears earlier compared with the CR-MSD (blue) in the 2D glass. Fig. 2, *Right* shows a 3D glass that lacks per definition Mermin–Wagner fluctuations. The amplitude of the CR-MSD (blue) is only slightly smaller, compared with the standard MSD (red), and the upturn seem to happen simultaneously. Only structural relaxation is measured that is shifted beyond the accessible time window for the system deepest in the glass (diamonds). The corresponding Fig. 2, *Insets* show typical snapshots of the 2D systems (see experimental details below and in *SI Text*, whereas for the 3D system, a sketch is shown, reconstructed from structural data of the amorphous solid.

1. Colloidal Systems

This difference of global and local fluctuations in 2D is already a hallmark of Mermin–Wagner fluctuations, but before we focus in orientational and structural decay, the experimental realization of 2D and 3D systems and details about the simulations are briefly discussed. The 2D systems are well established, and we investigated crystallization, defects (37–40), and the glass transition (30, 35, 36) with this setup. They consist of colloidal monolayers where individual particles are sedimented by gravity to a flat a water/air interface in hanging-droplet geometry. The colloids are a few microns in size and perform Brownian motion within the plane. The control parameter of the system is $\Gamma = E_{\text{pot}}/E_{\text{kin}}$, given by the ratio of potential energy of the particles (due to mutual dipolar interaction) and the kinetic energy $E_{\text{kin}} \propto T$ due to thermal motion. It can be interpreted as an inverse temperature (or dimensionless pressure); thus, large values of Γ refer to small temperatures and vice versa. The whole monolayer consists of a few hundred thousand particles, and a few thousand are monitored by standard video microscopy and digital image analysis. As shown in Fig. S1 and as explained in *SI Text*, $\sim 2\%$ of pinned particles on a solid substrate is enough to suppress Mermin–Wagner fluctuations.

The 3D colloidal systems consist of more than a billion particles, dissolved in an organic solvent with identical mass density; thus, particles do not sediment. The colloids are slightly charged and the interaction is given by Coulomb interaction screened by a small amount of counterions in the solvent (Yukawa potential). Additional details are given in *Table S1* and *SI Text*. Monitoring is performed with confocal microscopy, providing 3D images with several thousand particles being tracked in the field of view. Finite size effects in 2D were additionally investigated with computer simulations, specifically Brownian dynamics simulation of hard disks (see below). To prevent crystallization, a binary mixture of different sizes of disks was used. The phase diagram was controlled by entropy (not temperature), and the control parameter in this systems was solely given by the (area) packing fraction

*Because real 3D monocrystals incorporate vacancies and interstitials due to entropic reasons, the MSD can, strictly spoken, not be finite due to defect migration in 3D, too.

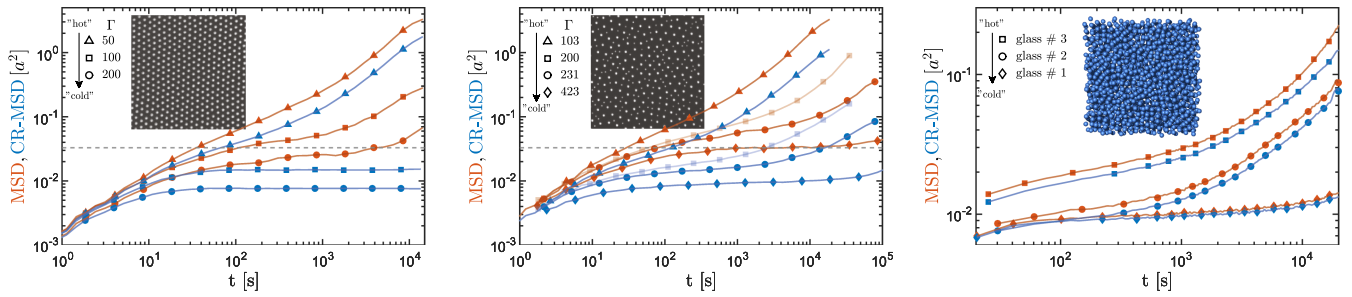


Fig. 2. (Left) MSD of a defect free 2D crystal (red). The control parameter Γ is an inverse temperature; increasing Γ triggers solidification (melting is at $\Gamma_m = 60$). On long times, the MSD diverges. Even a 2D crystal has fluid-like character due to Mermin–Wagner fluctuations, whereas, using local coordinates, the CR-MSD stays finite (blue). (Center) In a 2D glass, an additional α -process causes the CR-MSD (blue) not to stay finite, and the amplitude of the global fluctuation given by the MSD (red) is significantly larger (the glass transition is at $\Gamma_G \approx 200$, this curve is therefore plotted transparent). Both 2D systems labeled with triangles are fluid. (Right) MSD (red) and CR-MSD (blue) for a 3D glass for various supercooling (details below). The difference in the amplitude is significantly smaller, and the upturn seem to appear simultaneously. Note that the ordinate is zoomed in 3D compared with 2D. Glasses labeled with diamonds are deep in the glass phase, and the α -process starts to appear only at the end of the accessible time window.

ϕ of disks in the plane. The comparison of MSD and CR-MSD for the 2D simulation is given in Fig. S2, completely in line with Fig. 2 for 2D experimental glass data.

Colloidal systems are so-called soft-matter systems: The interaction energy between particles is of the order (tenth of) eV, comparable to atomic or molecular systems. However, because length scales (distances between particles) are approximately 10^4 to 10^6 times larger, energy densities (and therefore elastic moduli) are smaller by 10^8 to 10^{12} in 2D, and even 10^{12} to 10^{18} in 3D. Thus, soft matter has a rich variety of excited states at moderate temperatures, and thermally induced fluctuations are easily accessible. This offers the unique possibility to measure Mermin–Wagner fluctuations in the laboratory. For atomic systems, including Graphene, it has been argued that sheets of cosmologic size are necessary to detect any realistic amplitude of Mermin–Wagner fluctuations (41–43).

2. Structural and Orientational Decay in 2D and 3D

To measure the structural decay and to investigate the α -process in glass, one frequently uses the intermediate scattering function $\Phi(\vec{q}, t) = \langle n(\vec{q}, t + \tau) \cdot n^*(\vec{q}, \tau) \rangle$, where $n(\vec{q}, t)$ is the Fourier transform of the density $n(\vec{r}, t)$ at time t . The self-part of the intermediate scattering function $\Phi_q(t)$ ignores cross-correlations between different particles at \vec{r}_k and \vec{r}_l , but correlates the position of particle \vec{r}_i at $\tau = 0$ with its position at $\tau = t$ in Fourier space, where the sum runs over all particles N .

$$\Phi_q(t) = \left\langle \frac{1}{N} \sum_{j=1}^N e^{-i\vec{q} \cdot \Delta \vec{u}_j(t)} \right\rangle. \quad [3]$$

Eq. 3 is nothing but distribution of displacements in Fourier space $\Delta u_j(t) = \vec{r}_j(t + \tau) - \vec{r}_j(\tau)$. The wave vector \vec{q} is as usual chosen to be $q = 2\pi/a_0$, the position where the structure factor $S(q)$ has its first maximum. Angular brackets indicate the canonical ensemble average for simulations and an average about various starting times τ in experiments. In Fig. 3, $\Phi_q(t)$ is plotted as red curves for four different systems: Shown are the 2D crystal (Fig. 3, Upper Left) and 2D glass (Fig. 3, Upper Right) of dipolar particles as in Fig. 2, but omitting the fluid curves. After an initial decay due to thermal vibrations (which is hardly seen on the log–lin scale), the red curves enter a plateau, indicating the dynamic arrest. Only the stiffest glass (diamonds) is stable on the accessible timescale. Fig. 3, Lower Right shows data from simulations of a 2D hard disk system for comparison. The qualitative behavior is the same as for the 2D dipolar glass. Fig. 3, Lower Left shows the 3D glass, again with a typical two-step decay, except for the strongest glass (red diamonds),

where the decay is hardly visible on the experimental accessible timescale.

In analogy to the CR-MSD, one can define a cage-relative intermediate scattering function given in blue in Fig. 3, where the displacement is reduced by the center of mass motion of the nearest neighbors (31). In 2D, the nearest neighbors are defined by Voronoi–Tessellation, whereas in 3D a cutoff value of $1.2a_0$ is used to identify particles within the first shell representing the cage,

$$\Phi_q^{\text{CR}}(t) = \left\langle \frac{1}{N} \sum_{j=1}^N e^{-i\vec{q}(\Delta \vec{u}_j(t) - \Delta \vec{u}_j^{\text{cage}}(t))} \right\rangle, \quad [4]$$

where the displacement of particle j given by the N_j neighbors reads $\Delta \vec{u}_j^{\text{cage}}(t) = \frac{1}{N_j} \sum_{i=1}^{N_j} (\vec{r}_i(t + \tau) - \vec{r}_i(\tau))$.

We further introduce the bond order correlation function $G_6^*(t) = \langle \psi_6^*(t + \tau) \psi_6(\tau) \rangle$, which correlates the local director field in time. In the crystal, the director field is given by the bond direction to the nearest neighbors in sixfold space:

$$\psi_6 = \frac{1}{N_i} \sum_i e^{i6 \cdot \theta_{ij}(t)}, \quad [5]$$

and $\theta_{ij}(t)$ is the time-dependent angle of the bond direction between particle i and j and an arbitrary reference axis. For the 2D glass, only $\approx 20\%$ of the particles are sixfold, $\approx 75\%$ are fivefold and sevenfold (together and similar distributed), whereas $< 5\%$ are fourfold or eightfold. Thus, for the 2D binary mixture, we sum up all relevant director fields,

$$G_6^*(t) = \sum_{n=4}^8 \langle \psi_n^*(t + \tau) \psi_n(\tau) \rangle, \quad [6]$$

still $G_6^*(t=0) \lesssim 1$. For the 3D glass, the local director field of particle i is given by $Q_{6m}^i = \frac{1}{N_j} \sum_{j=1}^{N_j} q_{6m}(\vartheta_{ij}, \varphi_{ij})$ based on the spherical harmonics $q_{lm}(\vartheta, \varphi)$ for $l=6$ with polar ϑ and azimuthal φ angle of the bond (44). The 3D correlation function reads

$$G_6^*(t) = \frac{4\pi}{2l+1} \sum_i^N \sum_{m=-6}^{m=6} Q_{6m}^i(t + \tau) (Q_{6m}^i(\tau))^*, \quad [7]$$

In Fig. 3, we now compare the cage-relative intermediate scattering function $\Phi_q(t)$ plotted in blue and the bond-order correlation function $G_6^*(t)$ plotted in green. In the crystal, both correlation functions do not decay. As for the MSD, the Mermin–Wagner fluctuations are shortcut by using local coordinates. The orientational order does not decay because

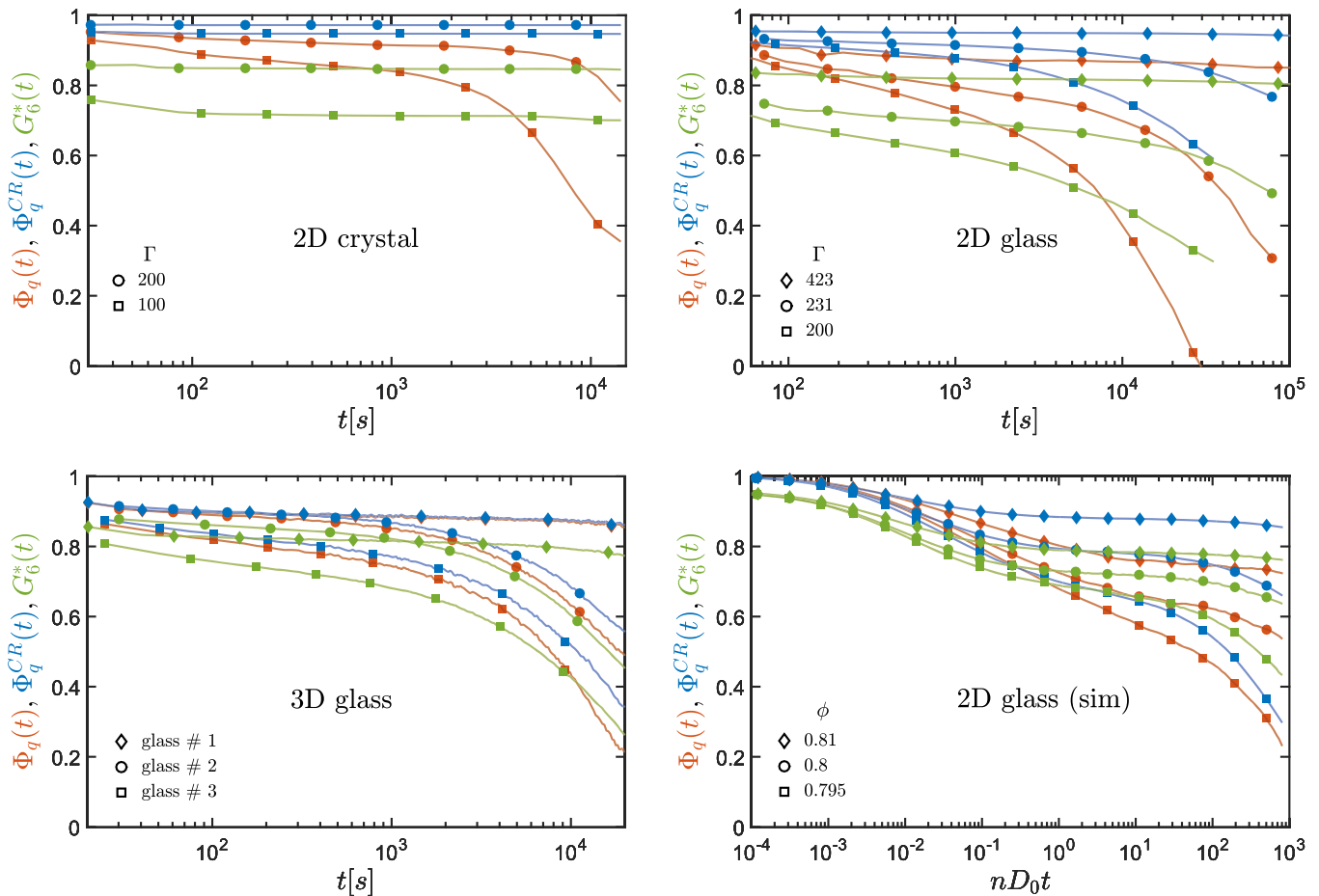


Fig. 3. Self-intermediate scattering function $\Phi_q(t)$ (red), cage-relative self-intermediate scattering $\Phi_q^{CR}(t)$ (blue), and bond order correlation function $G_6^*(t)$ (green) for various temperatures of a 2D crystal (*Upper Left*), a 2D glass (*Right*), and 3D glass (*Lower Left*). In the 2D crystal $\Phi_q^{CR}(t)$ and $G_6^*(t)$ do not decay, whereas $\Phi_q(t)$ decays due to Mermin–Wagner fluctuations. In the experimental and simulated 2D glass, $\Phi_q^{CR}(t)$ and $G_6^*(t)$ decay simultaneously due to structural relaxations within the α -process, whereas $\Phi_q(t)$ decays earlier due to Mermin–Wagner fluctuations and the α -process. In the 3D glass, only an α -process occurs, and no separation in timescales is visible. The stiffest glasses (diamonds) do not decay within the accessible time window, but indicate the stability of our experiments.

the modulus of rotational stiffness, (usually called Frank’s constant in analogy to liquid crystal theory) is infinite in a 2D crystal (4, 6), even if translational order decays and the MSD diverges. Long-range bend and splay are suppressed, while long range density fluctuations are allowed in 2D crystals (4, 45).

For the soft glasses $\Gamma = 200/231$ (green and blue squares/circles in Fig. 3, *Upper Right*), both correlation function $\Phi_q^{CR}(t)$ and $G_6^*(t)$ decay, but not the stiffest one for $\Gamma = 423$ (diamonds), where the standard $\Phi_q(t)$ was already stable within the given time window. Note that the timescales for orientational and cage-relative structural decay is the same for identical Γ (comparing curves with green and blue squares for $\Gamma = 200$ and green and blue circles for $\Gamma = 231$). The separation in timescales compared with the standard structural decay $\Phi_q(t)$ (red) is clearly visible. The 2D simulations show the same behavior, which means that 2D glasses are affected by slow Mermin–Wagner fluctuations and structural relaxations. Fig. 3, *Lower Left* shows the 3D glass. The stiffest glass 1 (diamonds) is almost stable. In glass 2 (blue, red, and green circles) and glass 3 (blue, red, and green squares), all correlation functions decay on the same timescale due to structural relaxations, but without Mermin–Wagner fluctuations. We conclude that 2D crystals are affected by Mermin–

Wagner fluctuations, and 2D glasses are affected by Mermin–Wagner fluctuations and α -relaxation, whereas 3D glasses are only affected by α -relaxation.

3. Finite Size Effects

In Fig. 3, a separation of timescales between standard structural and orientational decay was shown for the 2D glasses. However, the α -relaxation is strongly dependent on the supercooling, but only marginally affected by system size. Escaping the cage is a local mechanism. Note that all experimental systems are much larger than the examined fields of view. The amplitude of Mermin–Wagner fluctuations, conversely, depends on elasticity (which is a function of temperature), but more importantly, it depends logarithmically on system size (14, 15, 20). No predictions exist for the timescale of Mermin–Wagner fluctuations, but it is reasonable to assume that they also depend on system size. Accidentally, it might be the case that Mermin–Wagner fluctuations and α -relaxation fall on top of each other. Therefore, we vary systematically the number of particles for the simulated hard disk system at fixed packing fraction between 1,000 and 16,000 disks. Fig. 4 shows a comparison of cage-relative and normal MSDs. All displacements measured in local coordinates collapse. The normal MSD, conversely, shows a strong finite

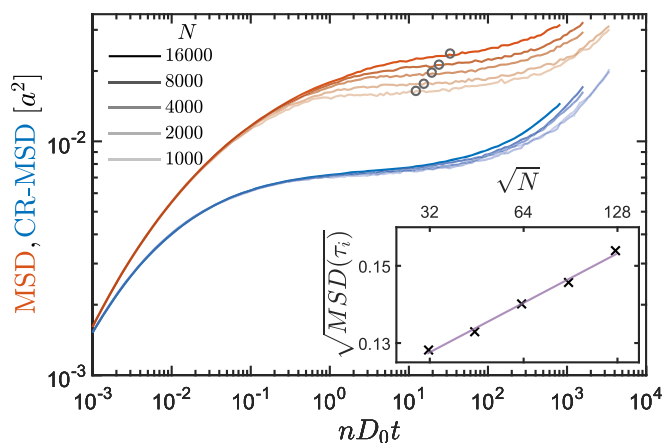


Fig. 4. MSD and CR-MSD of a hard disk system for various system sizes at $\phi = 0.81$ for $N = 1,000$ up to 16,000 particles. Although the CR-MSD (blue) does not show finite size effects in the plateau, the standard MSD (red) is strongly affected. Increasing opacity of the curves corresponds to increasing size. A total of 250 independent simulations were performed for each curve (except for $N = 16,000$ with 191 runs). Inset shows the linear amplitude of the fluctuations $\sqrt{\text{MSD}(\tau_i)}$ vs. system size $L \propto \sqrt{N}$ in log-lin scale. τ_i is given by the inflection point of the curves, marked as gray circles. The straight line is a linear fit of the $\log_{10}(L)$ behavior and verifies Mermin–Wagner fluctuations in 2D amorphous solids.

size effect. The height of the plateau is extracted by taking the amplitudes of the displacement at the inflection point $\langle r^2(\tau_i) \rangle$, indicated by open circles in Fig. 4, being determined by fitting a third-order polynomial in the region of interest. Note that the inflection point shifts to later times for larger systems, validating the assumption above.

Plotting the square root of the amplitude of the inflection point as a function of the logarithm of the linear system size $L \propto \sqrt{N}$ gives a straight line. This is the logarithmic fingerprint of Mermin–Wagner fluctuations. A recent manuscript by H. Shiba et al. (32) independently reports the same logarithmic increase of long wavelength fluctuations in 2D of a simulated soft sphere glass, although to our knowledge they have not yet been directly measured in crystals.

4. Discussion

In ref. 13, E. Fleener and G. Szamel reported fundamental differences between glassy dynamics in two and three dimensions and detected strong finite size effects in 2D. The localization in a 2D glass (e.g., measured by the plateau of the intermediate scattering function or MSD) is not well pronounced and decays faster in large systems. Bond-order correlation functions (taking only sixfolded particles into account) decay later and show less size dependence. Additionally, particle trajectories show sudden jumps in 3D, but not in 2D, and dynamical heterogeneities are significantly pronounced in 3D. They conclude that vitrification in 2D and 3D is not the same, calling for a reexamination of the present glass transition paradigm in 2D. We perform this reexamination, taking Mermin–Wagner fluctuations into account. We cannot address differences between Newtonian and Brownian dynamics (13) in colloidal experiments, and thus they are not discussed in the present manuscript. All other differences observed in ref. 13 for 2D and 3D disappear in our system when using local coordinates (25). E. Fleener and G. Szamel investigated remarkably large systems to reduce finite size effects, but this even enhances Mermin–Wagner fluctuations: Those fluctuations affect translational degrees of freedom, but not orientational ones, and depend logarithmically on the system size. In ref. 29, we showed that non-Gaussian

behavior of the self part of the van-Hove function (which measures the variance of displacements at a given time) in 2D systems is only visible in local, cage-relative coordinates. Equivalently, the dynamical heterogeneities show significantly more contrast in cage-relative coordinates. Mermin–Wagner fluctuations simply “smear out” local events like hopping and cage escape if particles are measured in a global coordinate frame (29).

In ref. 30, we assumed that the presence of collective motion might be due to long wavelength fluctuations. Now this is validated in direct comparison with 2D crystals. A recent manuscript by S. Vivek et al. (31) reports results of a soft sphere and a hard sphere glass in 2D compared with a 3D glass. Using similar correlation functions, their results are essentially the same, but the (almost) hard sphere glass showed less signature of Mermin–Wagner fluctuations. This can be explained by the work of Fröhlich and Pfister (20): They determined the following conditions for Mermin–Wagner fluctuations to appear: (i) The pair-potential of particles has to be integrable in the far field and (ii) analytically at the origin. The first condition rules out Coulomb interaction, because for this long-range potential, the second, third, and higher nearest-neighbors interaction is strong enough that particle displacements cannot add up statistically independently. The second condition questions hard sphere interaction. An easy argument in the limit of zero temperature might go as follows: When all particles are at contact and closed packed, no positional fluctuations can appear at all. At finite temperature, the Mermin–Wagner fluctuations are excited, as shown in Fig. 4, but the separation of timescales is less pronounced in Fig. 3 for the hard-disks simulation, consistent with the results of Vivek et al. (31). An alternative ansatz to investigate Mermin–Wagner fluctuations is reported by H. Shiba et al., showing analogue results in large-scale computer simulations. Shiba et al. analyzed bond-breakage correlations, four-point correlations (46), and intermediate scattering functions in 2D and in 3D. Being a local quantity, bond-breakage correlations do not differ in 2D and 3D; thus, the microscopic nature of the glass transition is similar. However, the density of vibrational states of a 2D system, computed from the velocity autocorrelation function, shows an infinite growth of acoustic vibrations, very similar to 2D crystals (32). Those beautiful results are completely in line with our arguments.

Connecting Mermin–Wagner fluctuations and glassy behavior in 2D points to another question that is yet not completely solved, namely, how (shear) solidity appears. Glass is a solid on intermediate timescales, but on infinite times it may flow. A 2D crystal is soft on infinite length scales (lacking globally broken symmetries) and a solid only at intermediate scales.

5. Conclusions

Comparing experimental and simulation data in 2D and 3D, we show that a 2D crystal is affected by Mermin–Wagner fluctuations in the long time limit; a 2D glass has Mermin–Wagner fluctuations as a “second channel of decay” beside the standard α -process of structural relaxation, whereas a 3D glass only shows an α -process. The existence of Mermin–Wagner fluctuations is not limited to low dimensional crystals; they also appear in 2D amorphous solids and certainly in 2D quasicrystals. The comparison of structural and orientational measures shows that Mermin–Wagner fluctuations can explain the differences in orientational relaxation times (not affected by long wavelength fluctuations) and translational relaxation times (affected by those fluctuations). Furthermore, Mermin–Wagner fluctuations exist on large scales, and the local effect (within the size of the cage) is only an affine translation. Thus, the cage-escape mechanism is not influenced by Mermin–Wagner fluctuations. We can conclude that

the microscopic mechanism of the 2D and 3D glass transition is not necessarily different, whereas the transient localization measured by global variables is less pronounced in 2D compared with 3D, taking Mermin–Wagner fluctuations into account.

1. Kosterlitz JM, Thouless DJ (1972) Long-range order and metastability in 2-dimensional solids and superfluids. *J Phys C Solid State Phys* 5:L124–L126.
2. Kosterlitz JM, Thouless DJ (1973) Ordering, metastability and phase transitions in 2 dimensional systems. *J Phys C Solid State Phys* 6:1181–1203.
3. Halperin BI, Nelson DR (1978) Theory of 2-dimensional melting. *Phys Rev Lett* 41: 121–124.
4. Nelson DR, Halperin BI (1979) Dislocation-mediated melting in 2 dimensions. *Phys Rev B* 19:2457–2484.
5. Young AP (1979) Melting and the vector Coulomb gas in 2 dimensions. *Phys Rev B* 19:1855–1866.
6. Keim P, Maret G, von Grünberg HH (2007) Frank's constant in the hexatic phase. *Phys Rev E* 75:031402.
7. Kosterlitz JM (2016) Commentary on 'ordering, metastability and phase transitions in two-dimensional systems'—the early basis of the successful Kosterlitz–Thouless theory. *J Phys Condens Matter* 28:481001.
8. Doliwa B, Heuer A (2000) Cooperativity and spatial correlations near the glass transition: Computer simulation results for hard spheres and disks. *Phys Rev E* 61:6898–6908.
9. Harrowell P (2006) Nonlinear physics: Glass transitions in plane view. *Nat Phys* 2:157–158.
10. Shintani H, Tanaka H (2006) Frustration on the way to crystallization in glass. *Nat Phys* 2:200–206.
11. Berthier L, Biroli G (2011) Theoretical perspective on the glass transition and amorphous materials. *Rev Mod Phys* 83:587–645.
12. Hunter GL, Weeks ER (2012) The physics of the colloidal glass transition. *Rep Prog Phys* 75:066501.
13. Flenner E, Szamel G (2015) Fundamental differences between glassy dynamics in two and three dimensions. *Nat Commun* 6:7392.
14. Mermin ND, Wagner H (1966) Absence of ferromagnetism or antiferromagnetism in one- or 2-dimensional isotropic heisenberg models. *Phys Rev Lett* 17:1133–1136.
15. Mermin ND (1968) Crystalline order in 2 dimensions. *Phys Rev* 176:250–254.
16. Bloch F (1930) Zur Theorie des Ferromagnetismus. *Z Phys* 61:206–219.
17. Peierls RE (1934) Bemerkungen über Umwandlungstemperaturen. *Helv Phys Acta* 7:81–83.
18. Landau LD (1937) Theory of phase transformations I. *Phys Z Sowj* 11:25–35.
19. Landau LD (1937) Theory of phase transformations II. *Phys Z Sowj* 11:545–552.
20. Fröhlich J, Pfister C (1981) On the absence of spontaneous symmetry-breaking and of crystalline ordering in two-dimensional systems. *Comm Math Phys* 81:277–298.
21. Dash JG (1978) Helium films from two to three dimensions. *Phys Rep* 38:177–226.
22. Cassi D (1992) Phase transitions and random walks on graphs: A generalization of the Mermin-Wagner theorem to disordered lattices, fractals, and other discrete structures. *Phys Rev Lett* 68:3631–3634.
23. Merkl F, Wagner H (1994) Recurrent random walks and the absence of continuous symmetry breaking on graphs. *J Stat Phys* 75:153–165.
24. Cassi D (1996) Local vs average behavior on inhomogeneous structures: Recurrence on the average and a further extension of Mermin-Wagner theorem on graphs. *Phys Rev Lett* 76:2941–2944.
25. Keim P (2015) Mermin-Wagner fluctuations in 2D amorphous solids. arXiv:1510.05804v1.
26. Bedanov VM, Gadiyak GV, Lozovik YE (1985) On a modified Lindemann-like criterion for 2D melting. *Phys Lett A* 109:289–291.
27. Lozovik YuE, Farztdinov VM (1985) Oscillation spectra and phase diagram of two-dimensional electron crystal: "New" (3+4)-self-consistent approximation. *Solid State Commun* 54:725–728.
28. Zheng XH, Earnshaw JC (1998) On the Lindemann criterion in 2D. *Europhys Lett* 41:635–640.
29. Mazoyer S, Ebert F, Maret G, Keim P (2009) Dynamics of particles and cages in an experimental 2D glass former. *Europhys Lett* 88:66004.
30. Mazoyer S, Ebert F, Maret G, Keim P (2011) Correlation between dynamical heterogeneities, structure and potential-energy distribution in a 2D amorphous solid. *Eur Phys J E* 34:11101.
31. Vivek S, Kelleher CP, Chaikin PM, Weeks ER (2016) Long-wavelength fluctuations and the glass transition in two dimensions and three dimensions. *Proc Natl Acad Sci USA* 114:1850–1855.
32. Shiba H, Yamada Y, Kawasaki T, Kim K (2016) Apparent dimensionality dependence of glassy dynamics—infinitesimal growth of acoustic vibrations in two dimensions. *Phys Rev Lett* 117:245701.
33. Zahn K, Maret G (2000) Dynamic criteria for melting in two dimensions. *Phys Rev Lett* 85:3656–3659.
34. Deuschländer S, Dillmann P, Maret G, Keim P (2015) Kibble-Zurek mechanism in colloidal monolayers. *Proc Natl Acad Sci USA* 112:6925–6930.
35. Klix CL, et al. (2012) Glass elasticity from particle trajectories. *Phys Rev Lett* 109:178301.
36. Klix CL, Maret G, Keim P (2015) Discontinuous shear modulus determines the glass transition temperature. *Phys Rev X* 5:041033.
37. Keim P, Maret G, Herz U, von Grünberg HH (2004) Harmonic lattice behavior of two-dimensional colloidal crystals. *Phys Rev Lett* 92:215504.
38. Gasser U, Eisenmann C, Maret G, Keim P (2010) Melting of crystals in two dimensions. *ChemPhysChem* 11:963–970.
39. Deuschländer S, Puertas AM, Maret G, Keim P (2014) Specific heat in two-dimensional melting. *Phys Rev Lett* 113:127801.
40. Lechner W, Polster D, Maret G, Dellago C, Keim P (2015) Entropy and kinetics of point defects in two-dimensional dipolar crystals. *Phys Rev E Stat Nonlin Soft Matter Phys* 91:032304.
41. Abraham FF (1980) Melting in two dimensions is first order: An isothermal-isobaric Monte Carlo study. *Phys Rev Lett* 44:463–466.
42. Abraham FF (1981) The phases of two-dimensional matter, their transitions, and solid-state stability: A perspective via computer simulation of simple atomic systems. *Phys Rep* 80:340–374.
43. Thompson-Flagg RC, Moura MJB, Marder M (2009) Rippling of graphene. *Europhys Lett* 85:46002.
44. Steinhardt PJ, Nelson DR, Ronchetti M (1983) Bond-orientational order in liquids and glasses. *Phys Rev B* 28:784–805.
45. Eisenmann C, Gasser U, Keim P, Maret G, von Grünberg HH (2005) Pair interaction of dislocations in two-dimensional crystals. *Phys Rev Lett* 95:185502.
46. Shiba H, Kawasaki T, Onuki A (2012) Relationship between bond-breakage correlations and four-point correlations in heterogeneous glassy dynamics: Configuration changes and vibration modes. *Phys Rev E* 86:041504.
47. Ebert F, Dillmann P, Maret G, Keim P (2009) The experimental realization of a two-dimensional colloidal model system. *Rev Sci Instrum* 80:083902.
48. Pangborn AB, Giardello MA, Grubbs RH, Rosen RK, Timmers FJ (1996) Safe and convenient procedure for solvent purification. *Organometallics* 15:1518–1520.
49. van der Linden MN, El Masri D, Dijkstra M, van Blaaderen A (2013) Expansion of charged colloids after centrifugation: Formation and crystallisation of long-range repulsive glasses. *Soft Matter* 9:11618.
50. Heinen M, Holmqvist P, Banchio AJ, Nägele G (2011) Pair structure of the hard-sphere Yukawa fluid: An improved analytic method versus simulations, Rogers-Young scheme, and experiment. *J Chem Phys* 134:044532.
51. Scala A, Voigtmann T, De Michele C (2007) Event-driven Brownian dynamics for hard spheres. *J Chem Phys* 126:134109.
52. Henrich O, Weysser F, Cates ME, Fuchs M (2009) Hard discs under steady shear: Comparison of Brownian dynamics simulations and mode coupling theory. *Phil Trans R Soc A* 367:5033–5050.
53. Weysser F, Hajnal D (2011) Tests of mode-coupling theory in two dimensions. *Phys Rev E Stat Nonlin Soft Matter Phys* 83:041503.
54. Florescu M, Torquato S, Steinhardt PJ (2009) Designer disordered materials with large, complete photonic band gaps. *Proc Natl Acad Sci USA* 106:20658–20663.
55. Man W, et al. (2013) Isotropic band gaps and freeform waveguides observed in hyperuniform disordered photonic solids. *Proc Natl Acad Sci USA* 110:15886–15891.